Multiple District 202

As of October 2026 Cumulative

Year	New Clubs	Dropped Clubs	Gain/ Loss Clubs	New Members	Charter Members	Reinstate Members	Transfer Members	Total Member Added	Total Members Dropped	Gain/ Loss Members
2022-2023	1	12	-11	573	34	14	96	717	950	-233
2023-2024	1	6	-5	564	27	36	68	695	975	-280
2024-2025	2	11	-9	577	43	67	112	799	975	-176
2025-2026	2	6	-4	622	63	65	69	819	938	-119
2026-2027	0	1	-1	246	0	15	13	274	265	9
Average	**1**	**7**	**-6**	**516**	**33**	**39**	**72**	**661**	**821**	**-160**

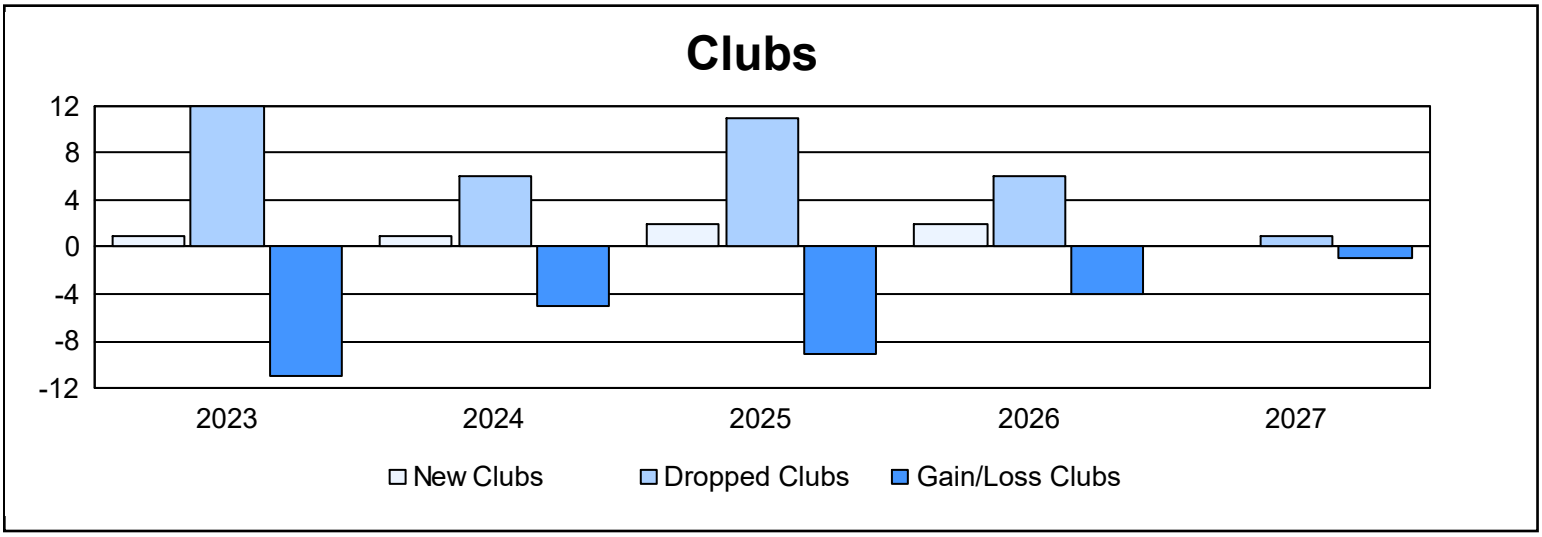

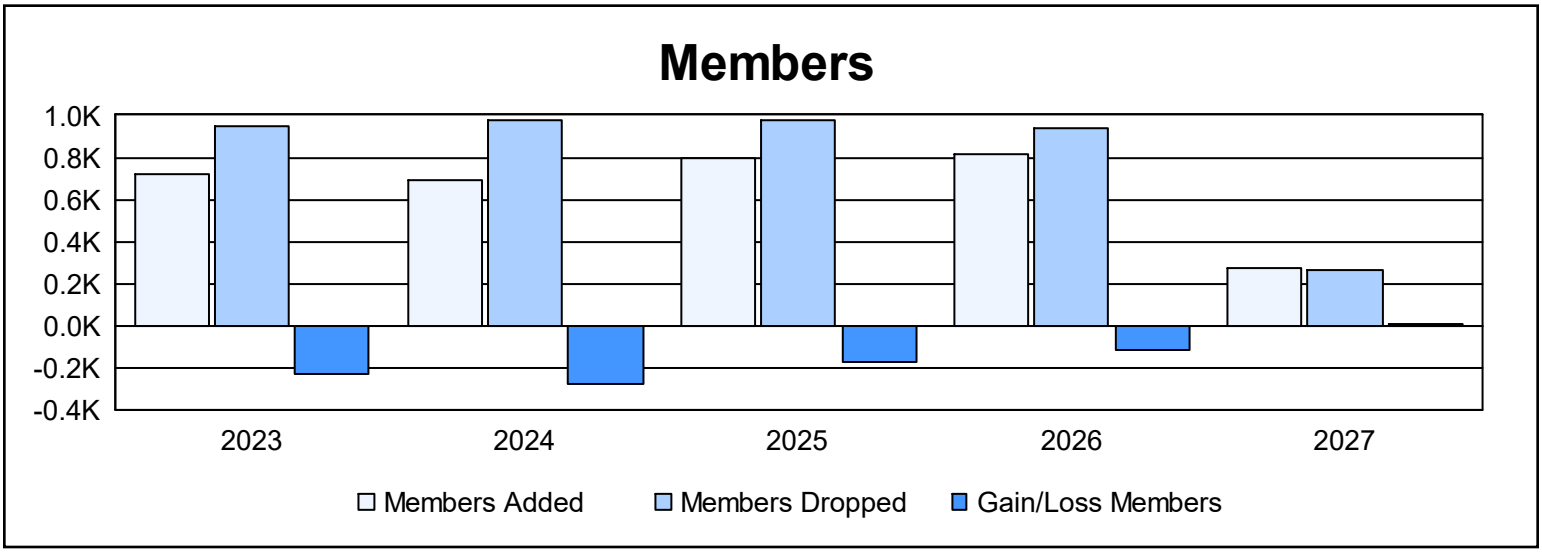

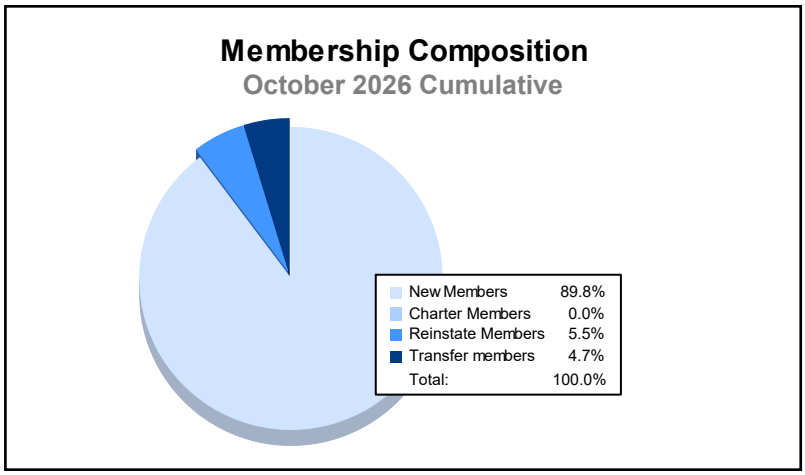
Membership Composition
October 2026 Cumulative
New Members 89.8%
Charter Members 0.0%
Reinstate Members 5.5%
Transfer members 4.7%
Total: 100.0%

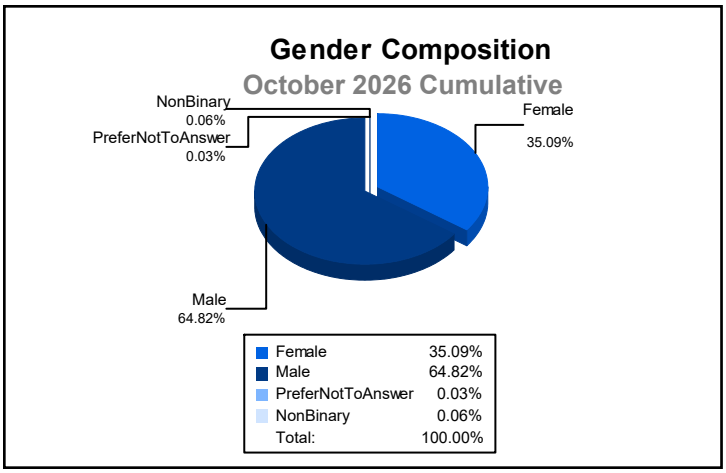
Gender Composition
October 2026 Cumulative
NonBinary
0.06%
PreferNotToAnswer
0.03%
Female
35.09%
Male
64.82%
Female 35.09%
Male 64.82%
PreferNotToAnswer 0.03%
NonBinary 0.06%
Total: 100.00%